LEENDERS

SINCE 1979

DAYNA

DATASHEET

EN

NL

DE

FR

LEENDERS
SINCE 1979

DAYNA

TECHNICAL DOCUMENTATION FOR SOLID FUEL LOCAL SPACE HEATERS

Manufacturer	**Harrie Leenders Haardkachels B.V., Industrieweg 25, 5688 DP Oirschot, The Netherlands**
Model identifier	**DAYNA**
Equivalent models	CYLON, DORAN
Test report nr.	*1639-AoP-EZKA/2025-11/006-3*
Harmonized European standard	*EN16510-2-1:2022*
Indirect heating function	*No*
Direct heat output (kW)	*7,9*
Indirect heat output (kW)	-
Air tightness class	*Type BF*

General description	*Freestanding solid fuel local space heater without hot water supply*
Specific precautions for assembly, intallation or maintenance	*Precautions for assembly, installation and maintenance are described in:* *- Installation instructions* *- Instructions for use & maintenance*
Calculations	*EEI = (μS,on . BLF) - 10 % + F(2) + F(3) - F(4) - F(5)* *μS,on = μth,nom* *'ηs = ηnom - 10% + F(2) + F(3) - F(4) - F(5)*
Testing conditions	*Tested according:* *EN16510-2-1:2022*

Fuel	Preferred fuel (only one)	Other suitable fuel(s)	Emissions at nominal heat output [mg/Nm³ (13 % O²)				Emissions at minimum heat output [mg/Nm³ (13 % O²)			
			PM	OGC	CO	NOx	PM	OGC	CO	NOx
Wood logs, moisture content < 25 %	*Yes*	*No*	*20*	*49*	*914*	*110*	*N/A*	*N/A*	*N/A*	*N/A*
Compressed wood, moisture content < 12 %	*No*	*Yes*	*20*	*49*	*914*	*110*	*N/A*	*N/A*	*N/A*	*N/A*
Other woody biomass	*No*	*No*								
Non-woody biomass	*No*	*No*								
Anthracite and dry steam coal	*No*	*No*								
Hard coke	*No*	*No*								
Low temperature coke	*No*	*No*								
Bituminous coal	*No*	*No*								
Lignite briquettes	*No*	*No*								
Peat briquettes	*No*	*No*								
Blended fossil fuel briquettes	*No*	*No*								
Other fossil fuel	*No*	*No*								
Blended biomass and fossil fuel briquettes	*No*	*No*								
Other blend of biomass and solid fuel	*No*	*No*								

Characteristics when operating with the preferred fuel	
Seasonal space heating efficiency ηs [%]	*79,0*
Energy efficiency index (EEI)	*108,6*

	Symbol	Value	Unit
Heat output			
Nominal heat output	*Pnom*	*7,9*	*kW*
Minimum heat output (indicative)	*Pmin*	*N/A*	*kW*
Useful efficiency (NCV as received)			
Useful efficiency at nominal heat output	*ηth,nom*	*81,1*	*%*
Useful efficiency at minimum heat output (indicative)	*ηth,min*	*N/A*	*%*
Auxilliary power consumption			
At nominal heat output	*elmax*	*N/A*	*kW*
At minimum heat output	*elmin*	*N/A*	*kW*
In standby mode	*elSB*	*N/A*	*kW*
Permanent pilot flame power requirement			
Pilot flame power requirement (if applicable)	*Ppilot*	*N/A*	*kW*

Type of heat output/room temperature control (select one)	
Single-stage heat output, no room temperature control	*No*
Two or more manual stages, no room temperature control	*Yes*
With mechanic thermostat room temperature control	*No*
With electronic room temperature control	*No*
With electronic room temperature control plus day timer	*No*
With electronic room temperature control plus week timer	*No*
Other control options (multiple selection possible)	
Room temperature control, with presence detection	*No*
Room temperature control, with open window detection	*No*
With distance control option	*No*

Power range: min./ max per hour [1] Vermogensbereik; min./max. per uur Leistungbereich; min.max. pro Stunde Plage d'utilisation, puissance min./max. par heure	3.5-9 kWh
Fuel requirement per hour, min./max. [2] Navul hoeveelheid per uur, min./max. Holzaufgabemenge pro Stune, min./max. Charge de bois par heure, min./max.	1- 4 kg
Weight Gewicht Gewicht Poids	223 Kg
Efficiency Rendement Wirkungsgrad Rendement	79.0 %
Energy Efficiency Class Energie Efficientie Klasse Energie Effizienz Klasse Classe d' efficacité énergétique	A
Energy Efficiency Index Energie Efficientie Index Energie Effizienz Index Index d' efficacité énergétique	108,6
Dust Stof Staub Poussieres fines	20 mg/Nm3
CO	0.07 %
Information for chimney calcullation Informatie voor schoorsteenberekening Information für den Schornsteinfegermeister Information pour le calcul de conduit et de tirage de cheminée	7.9 kWh 9.2 g/s 332 °C 0.07% CO 0.12 mbar
EN 16510 Art.15a B-VG VKF BImschV. Stufe 2 Flamme Rucola Smoke Control	1639-AoP-EZKA/2025-11/006-3 ☑ ☑ ☑ ☑ ☑

A

[1]
The minimum power is required to keep the stove at operating temperature.
Het minimale vermogen is nodig om de haard op bedrijfstemperatuur te houden.
Die minimale Leistung ist notwendig, damit die Betriebstemperatur des Kaminofens aufrechterhalten bleibt.
Une puissance minimum est nécessaire pour maintenir le poêle à une bonne température de fonctionnement.

[2]
At 80% efficiency, 1kg of wood with 15% rest moist, gives of approx. 3,5kW energy.
Bij een rendement van 80%, geeft 1kg stookhout met 15% restvocht, ongeveer 3,5kW energie.
Bei einem Wirkungsgrad von 80%, ergibt 1 kg Holz mit 15% Restfeuchtigkeit etwa 3,5kW Energie.
Avec un rendement de 80%, 1kg de bois avec un taux d'humidité de 15% délivre environ 3,5 kW de énergie.

Color variations mantle Kleurvariaties mantel Farbvariationen Mantel Les variations de couleur manteau	black/grey/antracite/brown zwart/grijs/antraciet/bruin schwarz/grau/anthrazit/braun noir/gris/anthracite/brun
Color sole & top plate Kleur voet & bovenplaat Farb Fuß & obere Platte Couleur pied & plateau dessus	black zwart schwarz noir
Flue Diameter Diameter afvoer Anschlussdurchmesser Diamètre de conduit	Ø150 mm
Rotatable top flue Draaibaar bovenafvoer Drehbar mit Anschluss oben Sortie dessus pivotable	2 x 60 ° - 360 °
Rotatable rear flue Draaibaar achterafvoer Drehbar mit Anschluss hinten Sortie arriere pivotable	2 x 30 °
Optional Plus heat storage / weigth Optionele Plus stenen set / gewicht Optional Plus Speicherset / gewicht Ceramiques d'accumultion optional / poids	8h -> 40 °C / 37,1 kg
Fresh air supply Verse luchtvoorziening Frischluftzufuhr Prise d'air	in base: to wall or floor in voet: naar wand of vloer im Fuß: zum Wand oder Boden à pied: par le mur et le sol
Possibility to level foot Voet waterpas te stellen Fuss mit Wasserwaage ausrichten Mise à niveau du pied	☑

Fresh air supply/verse luchtvoorziening/Frischluftzufuhr/prise d' air

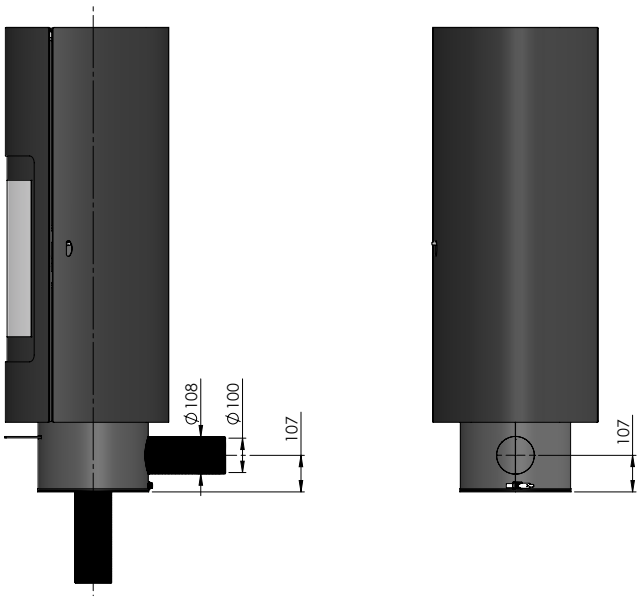

Minimum distances

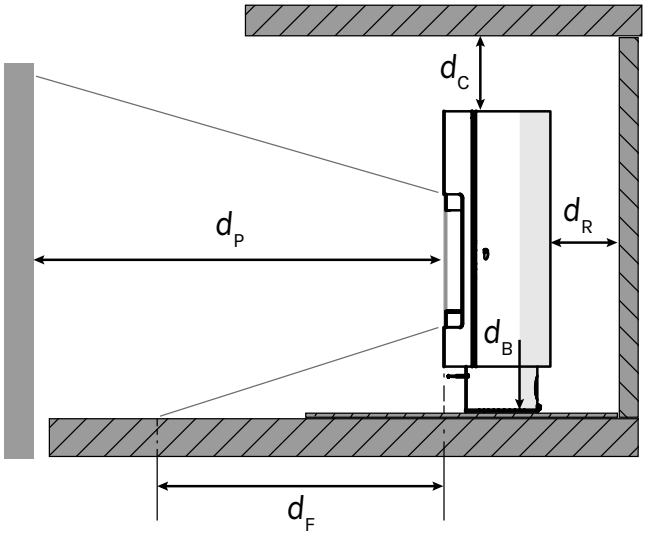

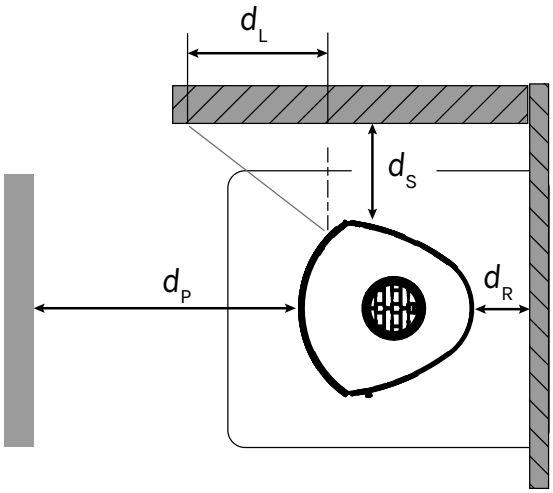

Around appliance	
d_B	0 mm
d_R	100 mm
d_S	100 mm
d_C	750 mm

In front of appliance	
d_F	200 mm
d_P	1000 mm
d_L	1000 mm

flammable
brandbaar
brennbar
inflammable

nonflammable
onbrandbaar
nicht brennbar
ininflammable

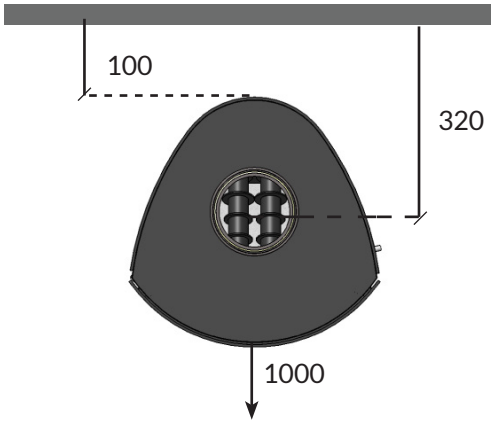

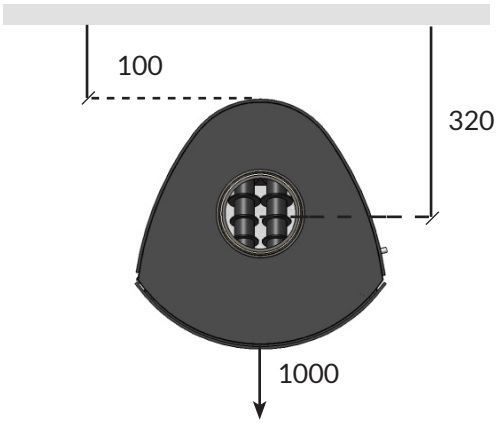

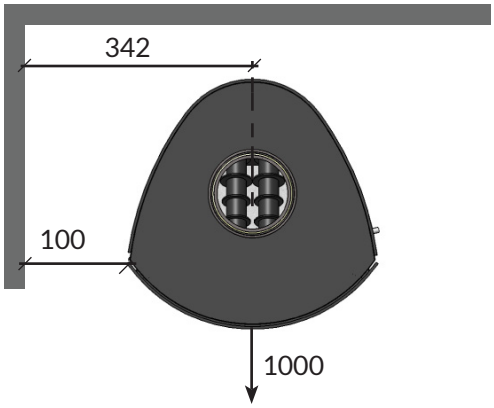

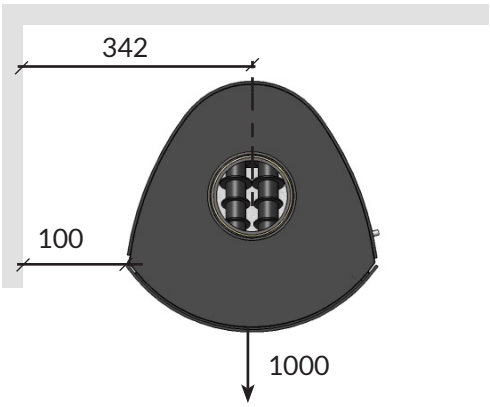

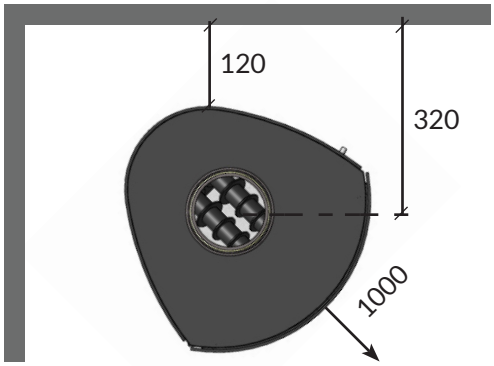

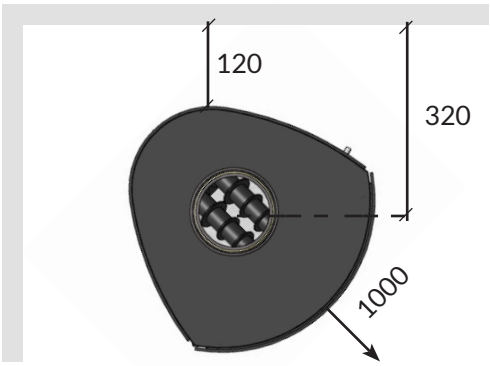

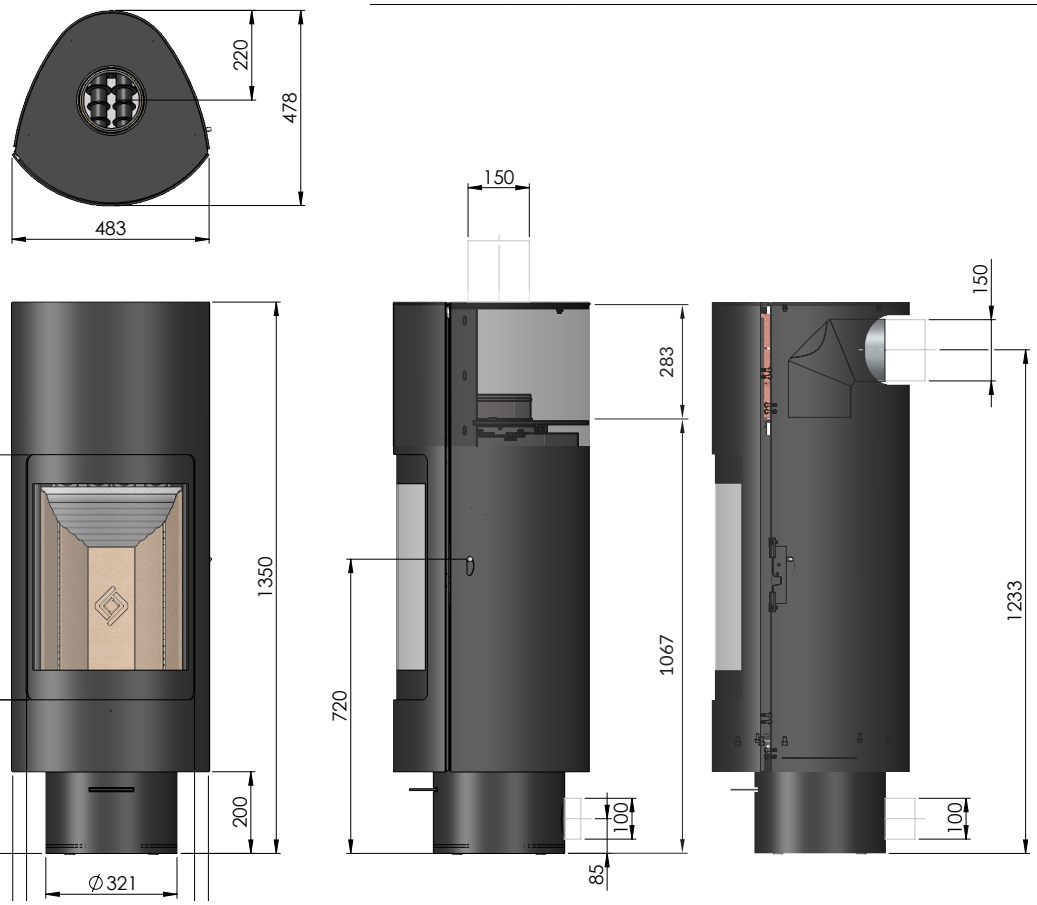

Toleranties tenzij anders vermeld: ↔ :±0,5 mm ∠ :± 1° ⊥ :± 1°	Afwerkingsgraad oppervlaktes conform HLH LFS norm	Afwerkingsgraad oppervlaktes tenzij anders vermeld: H4	Project Dayna	Assembly no.
	A4 Units MM	Proj.	Titel Dayna	
HARRIE LEENDERS SINCE 1979		Getekend RS	Datum 24-4-2016	HLH tekening nummer 42900 aanzichten / Revisie 0
		Blad 2 - 3	Schaal 1:20	
		Type A	Gewicht 223.0 kg	Status DEF. / Gecontroleerd